



# MULTI SCREEN® MS 1600



3,5 t

**ON A GREEN MISSION**


soil



construction waste



green waste



wood chips



sand & gravel




recycling



stones



compost





# MULTI SCREEN® MS 1600

## OPTIONS



Bisection of the inner trommel approx. 75 x 75 mm



Extension for 3rd fraction; punched  $\varnothing 40 / \varnothing 50$  mm or not-punched



Outer wire screens optional 2 to 80 mm



Extension for feeder



Inner wire screens optional 40 to 80 mm

## MORE OPTIONS



Remote control



Remodeling on skids



Ripped belt for feeder or fine fraction



Remodeling to hook lift



Foldable hopper walls



Additional drawbar eye



Chute for 3rd fraction



Petrol power generator 10,0 kVA



Special lacquering



Diesel power generator 11,0 kVA

The selection of several options can lead to exceeding the permissible total weight of 3.5 t.



# MULTI SCREEN® MS 1600

## TECHNICAL DESCRIPTION 1

### ■ **Base frame:**

longitudinal beam: hollow profile, height 160 mm  
chassis: 2 x 1.8 t air suspension  
product: Knott  
tires: 4 x 185 R 14C  
rim: 4 x 5 ½ J  
brake: drum break, overrunbraked

### ■ **Feeder:**

volume: appr. 1.85 m<sup>3</sup>  
loading height: 2,230 mm  
loading length: 2,450 mm

### ■ **Feeding belt:**

belt width: 800 mm  
belt length: 2,600 mm  
speed: adjustable

### ■ **Double trommel:**

surface:  
inner: 5.2 m<sup>2</sup>  
outer: 6.5 m<sup>2</sup>  
drum diameter: 1,000 mm (inner)  
drum diameter: 1,300 mm (outer)  
drum length: 1,740/ 2,640 mm

Trommel drive: direct over chain and chain wheel

### ■ **Mesh sizes:**

inner: 75 x 170 mm (standard)  
outer: optional - exchangeable wire  
screens 2 - 80 mm

Screen change function by means of remote control

### ■ **Cleaning brush:**

diameter: 350 mm

### ■ **Conveyor belt fine fraction:**

belt width: 1,000 mm  
mechanic foldable  
drop off side: left  
drop off height: 1,740 mm

### ■ **Conveyor belt middle / coarse fraction:**

belt width: 600 mm  
mechanic foldable  
drop off side: right  
drop off height: 1,750 mm

### ■ **2 fractions:**

fine fraction: 2 - 80 mm, on demand  
coarse fraction: ex 170 mm (standard)  
3rd fraction: optional by extension

### ■ **Application field:**


sand, saw dust, wood chips, compost, construction waste and recycling materials, stones and gravel sand



# MULTI SCREEN® MS 1600

## TECHNICAL DESCRIPTION 2

### Chassis options:



On wheels  
(standard max. 3,5 t)  
optional 5 t chassis



Track drive  
(requires remote  
control Maxi)



On skids



Hook lift

### Power:

electric drive, 16A  
approx. 7.05 kW / 8.8 kVA (standard)  
optional petrol-power generator or  
diesel-power generator  
(not included in the basic price)

### Weight:

approx. 3,500 kg  
(standard equipped machine)

### Hitch:

height adjustable up to 900 mm,  
and changeable between trailer hitch ball  
Ø 50 mm according  
to ISO 24347 and drawbar eye  
Ø 40 mm or Ø 50 mm  
according to ISO 8755

### Dimensions:

#### Transportation:

length: 6;300 - 6;500 mm mm  
width: 2,100 mm  
height: 3,200 mm

#### Service:

length: 6,300 – 6,500 mm  
width: 6,100 mm  
height: 2,250 mm

#### Capacity:

5 - 30 m<sup>3</sup>/hour  
depending on condition of material,  
mesh size and feeding

#### Colour / Coats:

polyurethane one-coat topcoat  
silo, engine cover and side covers: RAL 6001 green  
chassis, screening drum: RAL 7022 umbra grey  
conveyor belt frame: hot galvanized



# MULTI SCREEN® MS 1600

## DIMENSIONS STANDARD EQUIPPED

